

DRAWING APPROVAL:

THIS DRAWING REFLECTS OUR INTERPRETATION OF THE INFORMATION PROVIDED BY THE DEALER ON THE TELECAB ORDER FORM. THIS INFORMATION IS THE DEALER'S RESPONSIBILITY, AND IS THE BASIS FROM WHICH THE TELECAB ELEVATOR IS DESIGNED AND MANUFACTURED. PLEASE INDICATE THE REQUESTED ACTION BY CHECKING ONE OF THE FOLLOWING BOXES AND SIGNING BELOW TO AUTHORIZE COMPLETION OF THIS ORDER.

- APPROVED WITH NO EXCEPTIONS
MANUFACTURE ELEVATOR AS PER DRAWING
- CHANGE AS NOTED, REAPPROVAL REQUIRED
MAKE CHANGES AS NOTED, SEND CORRECTED DRAWING FOR REAPPROVAL BEFORE MANUFACTURE

SIGNATURE: _____ DATE: _____

CAUTION: ONCE THE DRAWING IS APPROVED, JOB CANCELLATION FEES WILL BE 50% OF JOB PRICING

PROVIDED BY OTHERS

- 1) POWER SUPPLY: DEDICATED CIRCUIT, 120 VAC, 20 AMPS, SINGLE PHASE
- 2) CONSTRUCTION SITE: LOAD BEARING WALL AND FLOOR CUT OUT NEEDS TO SUPPORT THE LOADS SHOWN ON THE DRAWINGS. THE SOLIDITY OF THE CONSTRUCTION IS NOT THE RESPONSIBILITY OF SAVARIA INC. LOAD BEARING WALL TO INCLUDE TWO SETS OF THREE 2" X 4" WOOD STUDS 24" APART AS SHOWN ON THE FLOOR CUT-OUT DRAWING
- 3) DIMENSIONS: CONTRACTOR/CUSTOMER TO VERIFY ALL DIMENSIONS AND REPORT ANY DISCREPANCIES TO OUR OFFICE IMMEDIATELY.
- 4) PERMANENT POWER: BEFORE INSTALLATION CAN BEGIN, PERMANENT POWER MUST BE SUPPLIED.
- 5) A PHONE LINE TO CONNECT THE CAB PHONE

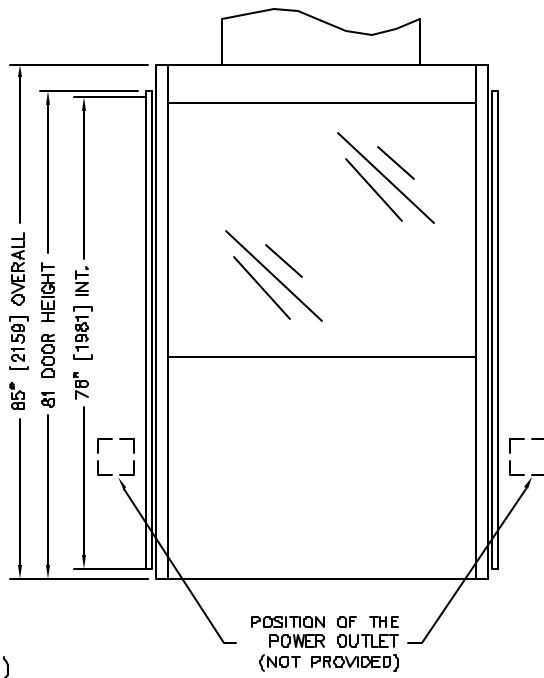
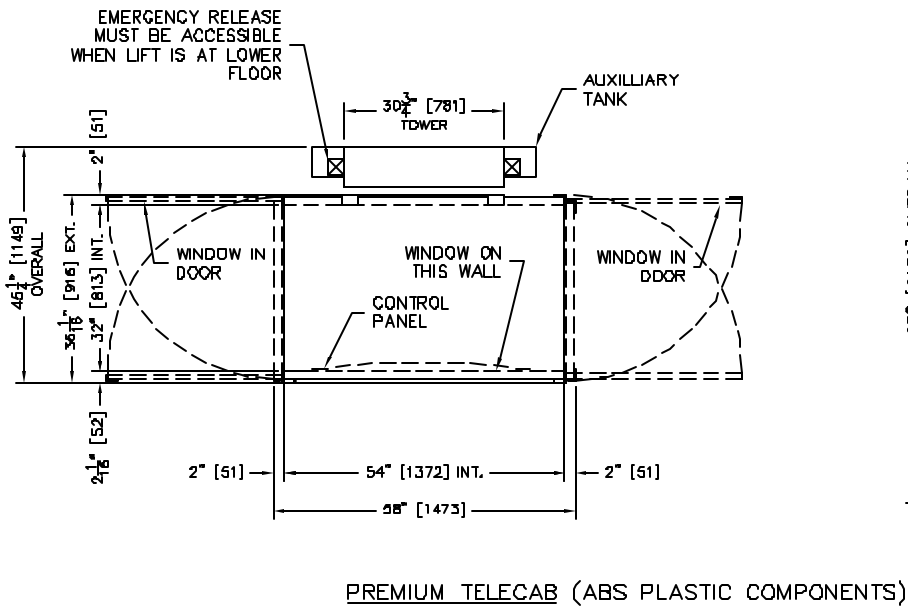
SAFETY FEATURES

- 1) ELECTRO-MECHANICAL DOOR LOCK AND OPEN DOOR SENSOR
- 2) UNDER PANEL SAFETY SENSOR
- 3) EMERGENCY STOP AND ALARM
- 4) EMERGENCY BATTERY LOWERING
- 5) EMERGENCY LOWERING
- 6) FULLY ENCLOSED DRIVE TOWER
- 7) PRESSURE RELIEF VALVE TO PREVENT PLATFORM OVERLOAD
- 8) SLACK CHAIN SAFETY DEVICE
- 9) TELEPHONE IN CAB
- 10) HALOGEN LIGHT IN CAB
- 11) NEGATIVE PRESSURE SWITCH

CODE

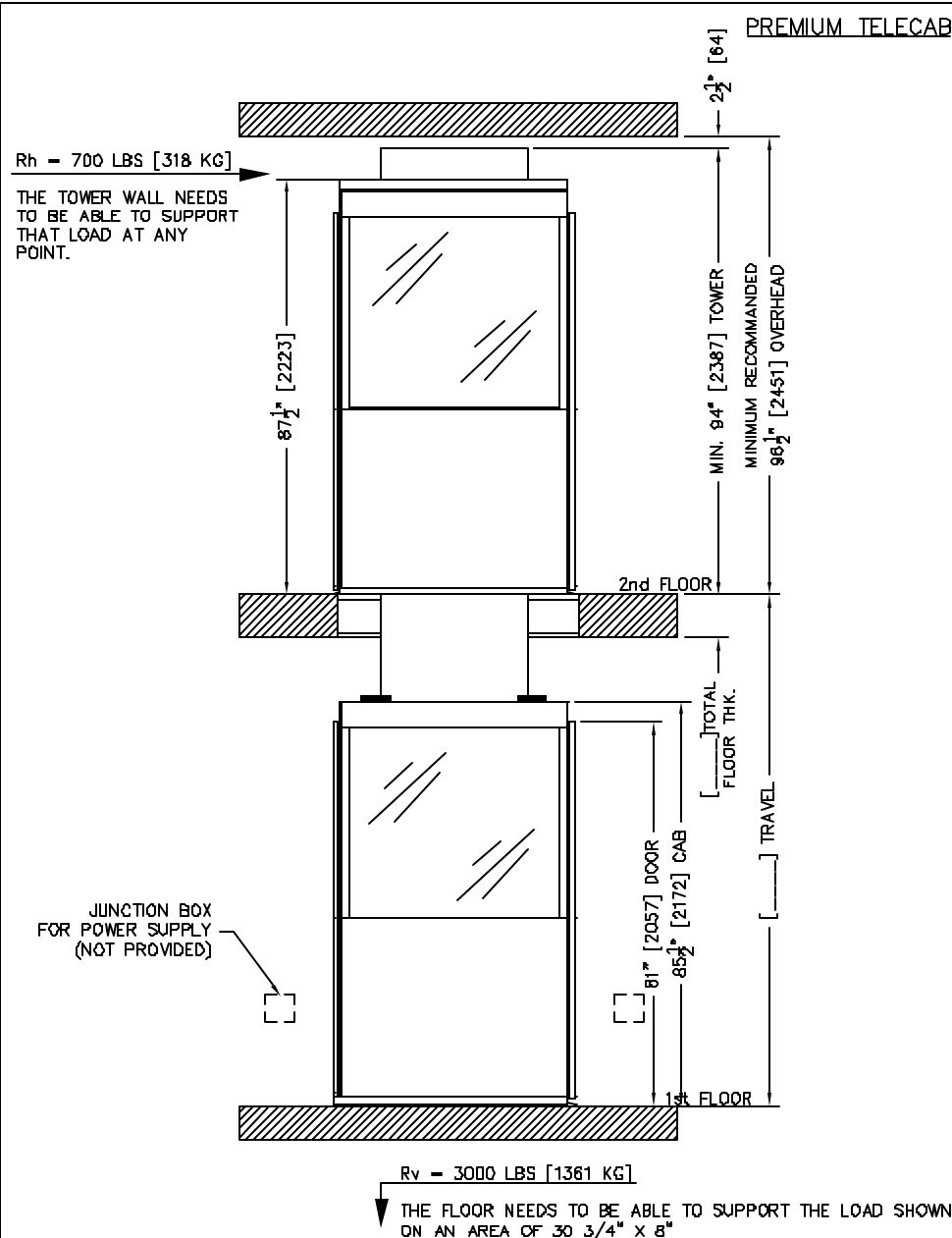
THIS LIFT IS DESIGNED, MANUFACTURED AND INSTALLED IN ACCORDANCE WITH THE FOLLOWING STANDARDS :
ASME A17.1 PART V 1996-97, NEC 2002 AND IBC 2000.
SAVARIA'S RESPONSIBILITY IS LIMITED TO THE DESIGN AND MANUFACTURING REQUIREMENTS OF THESE CODES AND EXCLUDES REQUIREMENTS RELEVANT TO THE INSTALLATION AND INSTALLATION SITE.

CLASSIFICATION	RESIDENTIAL BUILDING
TELECAB TYPE	TYPE IV, PREMIUM
TELECAB USABLE DIM.	32" x 64" x 78"
TELECAB CAPACITY	500 LBS [227 KG]
COLOR (URETHANE FINISH)	<input type="checkbox"/> WHITE <input type="checkbox"/> BEIGE
PLEXIGLASS TINT	<input type="checkbox"/> BRONZE <input type="checkbox"/> CLEAR
RATED SPEED	<input type="checkbox"/> 25 FT/MIN <input type="checkbox"/> 14 FT/MIN
LEVEL SERVED	<input type="checkbox"/> 2 LEVELS <input type="checkbox"/> 3 LEVELS
NUMBER OF OPENING(S)	<input type="checkbox"/> 1 OPENING <input type="checkbox"/> 2 OPENINGS
DRIVE SYSTEM	1 TO 2 CHAIN HYDRAULIC
CAB DOOR OPERATION	<input type="checkbox"/> MANUAL <input type="checkbox"/> HYDRAULIC DOOR CLOSER <input type="checkbox"/> POWER OPERATED
PLUNGER DIAMETER	<input type="checkbox"/> 1 1/2" <input type="checkbox"/> 2"
PLUNGER WALL THK.	FULL
CASING DIAMETER	<input type="checkbox"/> 2" <input type="checkbox"/> 2 1/2"
CASING WALL THK.	1/8"
CYLINDER CLOSE LENGTH	
WEIGHT/PLUNGER	2125 LBS [864 KG]
SYSTEM MAX. PRESSURE	2000 PSI
OIL CAPACITY	<input type="checkbox"/> 1.25 GAL/US <input type="checkbox"/> 3.00 GAL/US
MOTOR	1.5 HP, 115 V
CHAIN	#50, QTY: 2
CONTROLLER	RELAY LOGIC
POWER OPERATION	<input type="checkbox"/> 110 VAC + 12 VDC DOWN STD <input type="checkbox"/> 12 VDC UP + DOWN <input type="checkbox"/> 220 VAC/50 HZ
OPERATION	CONSTANT PRESSURE, ANTI-CREEP FEATURE
HALL STATION	<input type="checkbox"/> SURFACE MOUNTED <input type="checkbox"/> RECESS MOUNTED
BEARING WALL	<input type="checkbox"/> WOOD <input type="checkbox"/> CONCRETE
	<input type="checkbox"/> OTHER : _____
FLOOR PLUG	<input type="checkbox"/> REQUIRED <input type="checkbox"/> NOT REQUIRED
UNDER PAN	<input type="checkbox"/> REQUIRED <input type="checkbox"/> NOT REQUIRED



D	FOR APPROVAL		
REV.	DESCRIPTION	BY	DATE
CUSTOMER :			
PROJECT :			
DATE :			
PROJECTION	TOLERANCES IF NOT SPECIFIED		
	FRAC: ±1/8" [3]		
SCALE:	DRAWN BY:	SERVICES INDUSTRIELS SAVARIA INC. MODEL: TELECAB RESIDENTIAL ELEVATOR	
NTS			
DATE:		TITLE:	
DRAWING #	REV#	PAGE:	TYPE IV - PLAN VIEW
	0	1/4	

PREMIUM TELECAB (ABS PLASTIC COMPONENTS)



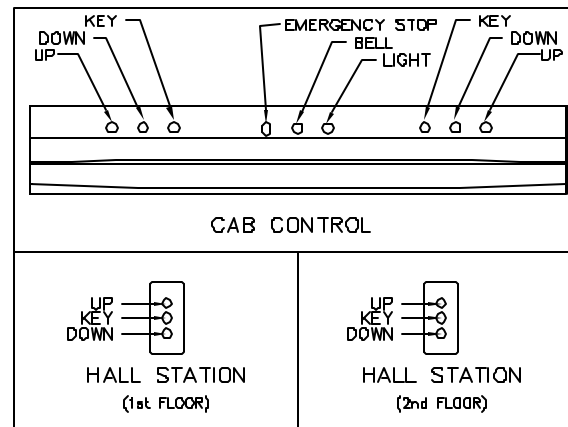
DRAWING APPROVAL:

THIS DRAWING REFLECTS OUR INTERPRETATION OF THE INFORMATION PROVIDED BY THE DEALER ON THE TELECAB ORDER FORM. THIS INFORMATION IS THE DEALER'S RESPONSIBILITY, AND IS THE BASIS FROM WHICH THE TELECAB ELEVATOR IS DESIGNED AND MANUFACTURED. PLEASE INDICATE THE REQUESTED ACTION BY CHECKING ONE OF THE FOLLOWING BOXES AND SIGNING BELOW TO AUTHORIZE COMPLETION OF THIS ORDER.

- APPROVED WITH NO EXCEPTIONS
MANUFACTURE ELEVATOR AS PER DRAWING
- CHANGE AS NOTED, REAPPROVAL REQUIRED
MAKE CHANGES AS NOTED, SEND CORRECTED DRAWING FOR REAPPROVAL BEFORE MANUFACTURE

SIGNATURE: _____ DATE: _____

CAUTION: ONCE THE DRAWING IS APPROVED, JOB CANCELLATION FEES WILL BE 50% OF JOB PRICING



	FOR APPROVAL		
REV.	DESCRIPTION	BY	DATE
CUSTOMER :			
PROJECT :			
DATE :			
PROJECTION	TOLERANCES IF NOT SPECIFIED		
	FRAC: ±1/8" [3]		
SCALE:	DRAWN BY:	SERVICES INDUSTRIELS SAVARIA INC. MODEL: TELECAB RESIDENTIAL ELEVATOR	
NTS			
DATE:		TITLE:	
DRAWING #	REV#	PAGE:	TYPE IV - PLAN ELEVATION
		2/4	